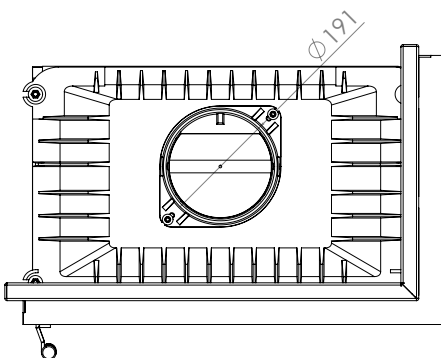
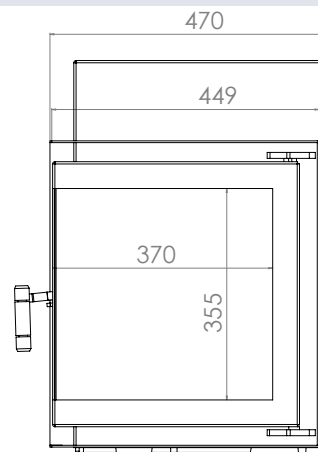
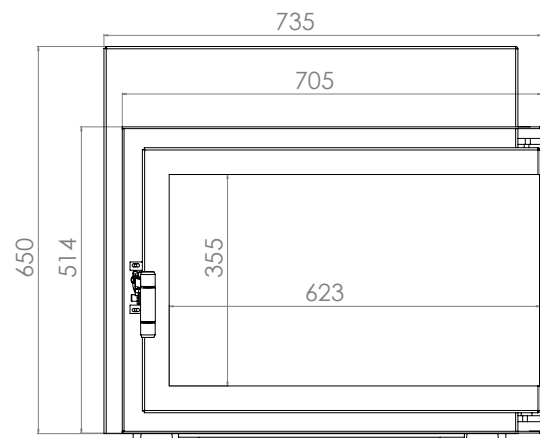


FONT 700 R



Model	FONT 700 R
Heating power range (kW)	10 - 16
Heating efficiency (%)	75
Weight (kg)	160
Material	Cast
Fuel type	Wood
Exhaust outlet diameter (mm)	200
Exhaust gas temperature (°C)	180
Max Wood Length (cm)	18
Glass	Ceramic
Stone	Vermiculite
Warranty (Year)	5

Technical drawing



Certificates

